


Blackjack 24 RTR Radio Tray Addendum

November 18, 2014

Products: PRB Blackjack 24™ (PRB08007)

Issue: Some boats may have loose radio trays.


What to Do: Inspected radio trays are marked with a green dot as shown in this photo and are correct. If there is no inspection mark, check to make sure the radio tray is firmly attached to the hull.
Contact Horizon Hobby Product Support if you have any questions.




Inspect Radio Tray:

1. Pulling on the battery straps may loosen the radio tray from the hull.
2. If the radio tray becomes loose, apply CA (cyanoacrylate adhesive) between the tray and the hull as shown in these photos.

IMPORTANT: The motor is connected to the shaft, holding the tray in the hull. Carefully lift the tray while applying adhesive.



Carefully lift the radio tray up and apply CA between the tray and Hull



Battery straps